

# grey soul



  
**TUSCANIA**  
ceramiche





# grey soul

effetto cemento  
concrete-look . effet ciment . zementoptik



grès porcellanato  
porcelain stoneware  
grès cérame  
feinsteinzeug

**TUSCANIA**  
ceramiche





# grey soul

effetto cemento  
concrete-look  
effet ciment  
zementoptik

dark 75x75 R . 30"x30" R





grey soul

light  
61,3x122,6 cm R . 24"x48" R

# grey soul



dark 61,3x122,6 cm R . 24"x48" R  
dark 30,4x61,0 cm R . 12"x24" R  
listello patchwork 30,2x61,0 cm 12"x24"  
decoro mix 20x20 cm N . 8"x8" N



# grey soul

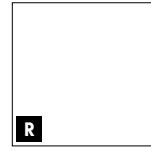
Impasto Colorato  
Colored Body  
Masse Colorée  
Durchgefärbt



45,5x45,5 cm N  
18"x18"  
30,8x61,5 cm N  
12"x24"  
30,4x61,0 cm R  
12"x24"

outdoor

HIGH



\*90x90 cm R . 36"x36" R  
\*90x90 cm R - outdoor .  
36"x36" R - outdoor  
\*light, mid, dark

75x75 cm R . 30"x30" R

**R** Rettificato - Rectified

**N** Naturale - Natural

## white



75x75 cm 30"x30"	<b>40,12</b>	<b>R</b>
61,5x61,5 cm 24"x24"	<b>29,32</b>	<b>N</b>
61,0x61,0 cm 24"x24"	<b>37,04</b>	<b>R</b>
45x90 cm 18"x36"	<b>38,58</b>	<b>R</b>
30,8x61,5 cm 12"x24"	<b>24,69</b>	<b>N</b>
30,4x61,0 cm 12"x24"	<b>33,95</b>	<b>R</b>

## sand



75x75 cm 30"x30"	<b>40,12</b>	<b>R</b>
61,3x122,6 cm 24"x48"	<b>44,75</b>	<b>R</b>
61,5x61,5 cm 24"x24"	<b>29,32</b>	<b>N</b>
61,5x61,5 cm 24"x24" OUTDOOR	<b>30,86</b>	<b>N</b>
61,0x61,0 cm 24"x24"	<b>37,04</b>	<b>R</b>
45x90 cm 18"x36"	<b>38,58</b>	<b>R</b>
30,8x61,5 cm 12"x24"	<b>24,69</b>	<b>N</b>
30,8x61,5 cm 12"x24" OUTDOOR	<b>26,23</b>	<b>N</b>
30,4x61,0 cm 12"x24"	<b>33,95</b>	<b>R</b>
<b>FP2</b>		
61,5x61,5 cm 24"x24" FP2	<b>55,56</b>	<b>N</b>
61,0x61,0 cm 24"x24" FP2	<b>67,90</b>	<b>R</b>

## scratch - sand



30,4x61,0 cm 12"x24"	<b>35,49</b>	<b>R</b>
----------------------	--------------	----------

rivestimento coordinato - matching wall tiles - faïences coordonnées - koordinierte wandfliesen: **Grey Soul 20x50 cm 8"x20"**  
monocottura atomizzata pasta rossa . single-fired tiles (atomized body). carreaux en monocuisson de pâte rouge atomisée . Atomisierte Einmal gebrante Fliese rote scherbe



### white




### sand



### mid




grey soul




**R**

\*61,3x122,6 cm R . 24"x48" R  
\*sand, light, mid, dark



**N R**


61,5x61,5 cm N . 24"x24" N  
61,0x61,0 cm R . 24"x24" R  
\*61,5x61,5 cm N - outdoor .  
24"x24" N - outdoor  
\*sand, mid, dark



**FP2**


**N R**

\*61,5x61,5 cm N . 24"x24" N  
\*61,0x61,0 cm R . 24"x24" R  
\*sand, light, mid, dark



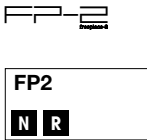
**N**

\*45,5x45,5 cm N . 18"x18" N  
\*45,5x45,5 cm N - outdoor .  
18"x18" N - outdoor  
\*mid, dark



**R**


45x90 cm R . 18"x36" R



**FP2**

**N R**

\*45x90 cm N . 18"x36" N  
\*45x90 cm R . 18"x36" R  
\*light, mid, dark



**N R**

30,8x61,5 cm N . 12"x24" N  
30,4x61,0 cm R . 12"x24" R  
\*30,8x61,5 cm N - outdoor .  
12"x24" N - outdoor  
\*sand, mid, dark

## light



90x90 cm 36"x36"	<b>54,01</b>	<b>R</b>
90x90 cm 36"x36" OUTDOOR	<b>57,10</b>	<b>R</b>
75x75 cm 30"x30"	<b>40,12</b>	<b>R</b>
61,3x122,6 cm 24"x48"	<b>44,75</b>	<b>R</b>
61,5x61,5 cm 24"x24"	<b>29,32</b>	<b>N</b>
61,0x61,0 cm 24"x24"	<b>37,04</b>	<b>R</b>
45x90 cm 18"x36"	<b>38,58</b>	<b>R</b>
30,8x61,5 cm 12"x24"	<b>24,69</b>	<b>N</b>
30,4x61,0 cm 12"x24"	<b>33,95</b>	<b>R</b>
<b>FP2</b>		
61,5x61,5 cm 24"x24" FP2	<b>55,56</b>	<b>N</b>
61,0x61,0 cm 24"x24" FP2	<b>67,90</b>	<b>R</b>
45x90 cm 18"x36" FP2	<b>55,56</b>	<b>N</b>
45x90 cm 18"x36" FP2	<b>67,90</b>	<b>R</b>

## mid



90x90 cm 36"x36"	<b>54,01</b>	<b>R</b>
90x90 cm 36"x36" OUTDOOR	<b>57,10</b>	<b>R</b>
75x75 cm 30"x30"	<b>40,12</b>	<b>R</b>
61,3x122,6 cm 24"x48"	<b>44,75</b>	<b>R</b>
61,5x61,5 cm 24"x24"	<b>29,32</b>	<b>N</b>
61,5x61,5 cm 24"x24" OUTDOOR	<b>30,86</b>	<b>N</b>
61,0x61,0 cm 24"x24"	<b>37,04</b>	<b>R</b>
45,5x45,5 cm 18"x18"	<b>23,15</b>	<b>N</b>
45,5x45,5 cm 18"x18" OUTDOOR	<b>24,69</b>	<b>N</b>
45x90 cm 18"x36"	<b>38,58</b>	<b>R</b>
30,8x61,5 cm 12"x24"	<b>24,69</b>	<b>N</b>
30,8x61,5 cm 12"x24" OUTDOOR	<b>26,23</b>	<b>N</b>
30,4x61,0 cm 12"x24"	<b>33,95</b>	<b>R</b>
<b>FP2</b>		
61,5x61,5 cm 24"x24" FP2	<b>55,56</b>	<b>N</b>
61,0x61,0 cm 24"x24" FP2	<b>67,90</b>	<b>R</b>
45x90 cm 18"x36" FP2	<b>55,56</b>	<b>N</b>
45x90 cm 18"x36" FP2	<b>67,90</b>	<b>R</b>

## dark



90x90 cm 36"x36"	<b>54,01</b>	<b>R</b>
90x90 cm 36"x36" OUTDOOR	<b>57,10</b>	<b>R</b>
75x75 cm 30"x30"	<b>40,12</b>	<b>R</b>
61,3x122,6 cm 24"x48"	<b>44,75</b>	<b>R</b>
61,5x61,5 cm 24"x24"	<b>29,32</b>	<b>N</b>
61,5x61,5 cm 24"x24" OUTDOOR	<b>30,86</b>	<b>N</b>
61,0x61,0 cm 24"x24"	<b>37,04</b>	<b>R</b>
45,5x45,5 cm 18"x18"	<b>23,15</b>	<b>N</b>
45,5x45,5 cm 18"x18" OUTDOOR	<b>24,69</b>	<b>N</b>
45x90 cm 18"x36"	<b>38,58</b>	<b>R</b>
30,8x61,5 cm 12"x24"	<b>24,69</b>	<b>N</b>
30,8x61,5 cm 12"x24" OUTDOOR	<b>26,23</b>	<b>N</b>
30,4x61,0 cm 12"x24"	<b>33,95</b>	<b>R</b>
<b>FP2</b>		
61,5x61,5 cm 24"x24" FP2	<b>55,56</b>	<b>N</b>
61,0x61,0 cm 24"x24" FP2	<b>67,90</b>	<b>R</b>
45x90 cm 18"x36" FP2	<b>55,56</b>	<b>N</b>
45x90 cm 18"x36" FP2	<b>67,90</b>	<b>R</b>


## light



30,4x61,0 cm 12"x24"	<b>35,49</b>	<b>R</b>
----------------------	--------------	----------

# grey soul

decori - decors - décors - dekors

listello patchwork - 30,2x61,0 cm 12"x24"  **28,70/PZ**

white



mid



dark



light




sand




mosaico monocolore 36 tessere 5x5 - 30x30 cm 12"x12"  **13,27/PZ**


white




sand




light




mid




dark



mosaico mix 81 tessere 3x3 - 30x30 cm 12"x12"  **13,27/PZ**

light/mid/dark



dark 61,5x61,5 cm N - outdoor . 24"x24" N - outdoor - elemento "L" monolitico outdoor 15x61x4 cm . 6"x24"x1<sup>3/4</sup>"



pezzi speciali - special pieces - pièces spéciales - formteile

sand                      mid                      dark

elemento "L" monolitico outdoor  
15x61x4 cm 6"x24"x1<sup>3/4</sup>" **33,95/PZ**

sand \_\_\_\_\_  
mid \_\_\_\_\_  
dark \_\_\_\_\_

white  
sand  
light  
mid  
dark

battiscopa **R**   
6,5x61,5 cm 2<sup>1/2</sup>"x24" **4,78/PZ**

white \_\_\_\_\_  
sand \_\_\_\_\_  
light \_\_\_\_\_  
mid \_\_\_\_\_  
dark \_\_\_\_\_

step  
30,8x61,5 cm 12"x24" **15,45/PZ**

white \_\_\_\_\_  
sand \_\_\_\_\_  
light \_\_\_\_\_  
mid \_\_\_\_\_  
dark \_\_\_\_\_

gradino costa retta   
30,5x122,6x4 cm 12"x48"x1<sup>3/4</sup>" **163,58/PZ**  
34x61,5x4 cm 13"x24"x1<sup>3/4</sup>" **83,33/PZ**

white \_\_\_\_\_  
sand \_\_\_\_\_  
light \_\_\_\_\_  
mid \_\_\_\_\_  
dark \_\_\_\_\_

vista frontale  
angolare costa retta dx/sx 30,5x122,6x4 cm 12"x48"x1<sup>3/4</sup>" **200,62/PZ**

white \_\_\_\_\_  
sand \_\_\_\_\_  
light \_\_\_\_\_  
mid \_\_\_\_\_  
dark \_\_\_\_\_



vista dal retro  
angolare costa retta dx/sx 34x34x4 cm 13"x13"x1<sup>3/4</sup>" **103,40/PZ**

white \_\_\_\_\_  
sand \_\_\_\_\_  
light \_\_\_\_\_  
mid \_\_\_\_\_  
dark \_\_\_\_\_

Note - Notes - Notes - Anmerkungen

I battiscopa vengono venduti a pz. e a scatola completa. Tutti gli altri pezzi speciali vengono venduti al pezzo. I gradini vengono prodotti solo su ordinazione (tempo minimo di consegna 20 gg lavorativi).  
Skirtings are sold by piece and full boxes. All other special trims are sold by piece. Steps are produced only on request (minimum delivery terms of 20 days).  
Les plinthes sont vendues la pièce et par boîte complète. Les autres pièces spéciales sont vendus la pièce. Le plat de marche sont produit sur demande (délai minimum de 20 jours).  
Die Sockelleisten werden pro Stk. und Vollen Kartons verkauft. Stufen und Stufenecken werden nur auf Bestellung produziert (Lieferzeiten mindesten 20 arbeitstagen ab Auftragserteilung).

# Tabella pesi ed imballi - Sizes weight and packaging Mesures poids et emballages - Tabelle der Gewichte und Verpackungen

formati - sizes - tailles - formate		pz. x box	mq. x box	kg. x box	box x pal.	mq. x pal.	kg. x pal.	
<b>90x90 cm</b> 36"x36" (rettificato)	10 mm	2	1,62	36,65	20	32,4	745	92x92x60
<b>75x75 cm</b> 30"x30" (rettificato)	10 mm	2	1,13	23,5	45	50,85	1070	80x120x90
<b>61,3x122,6 cm</b> 24"x48" (rettificato)	10 mm	2	1,5	37,8	36	54	1145	80x120x75
<b>61,5x61,5 cm</b> 24"x24" (naturale)	10 mm	4	1,51	34	30	45,3	1030	80x120x75
<b>61,0x61,0 cm</b> 24"x24" (rettificato)	10 mm	4	1,49	32,3	30	44,7	980	80x120x75
<b>45,5x45,5 cm</b> 18 <sup>1/4</sup> "x18 <sup>1/4</sup> " (naturale)	9 mm	7	1,45	28,2	44	63,8	1250	80x120x105
<b>45x90 cm</b> 18"x36" (rettificato)	10 mm	3	1,21	26,7	32	38,72	865	100x120x55
<b>30,8x61,5 cm</b> 12"x24" (naturale)	9 mm	7	1,32	25,65	40	52,8	1040	80x120x75
<b>30,4x61,0 cm</b> 12"x24" (rettificato)	9 mm	7	1,3	24,5	40	52	990	80x120x75
<b>61,5x61,5 cm</b> 24"x24" <b>FP2</b> (naturale)	20 mm	2	0,76	34,16	30	22,8	1035	80x120x75
<b>61,0x61,0 cm</b> 24"x24" <b>FP2</b> (rettificato)	20 mm	2	0,74	32,5	30	22,2	985	80x120x75
<b>45x90 cm</b> 18"x36" <b>FP2</b> (naturale)	20 mm	2	0,81	36,5	27	21,87	995	100x120x55
<b>45x90 cm</b> 18"x36" <b>FP2</b> (rettificato)	20 mm	2	0,81	36,5	27	21,87	995	100x120x55
pezzi speciali - special pieces - pièces spéciales - formteile								
<b>6,5x61,5 cm</b> 3"x24" <b>battiscopa</b>		12		9,4	80		760	

Note - Notes - Notes - Anmerkungen

I battiscopa vengono venduti a pz. e a scatola completa. Tutti gli altri pezzi speciali vengono venduti al pezzo.  
I gradini vengono prodotti solo su ordinazione (tempo minimo di consegna 20 gg lavorativi).

Skirtings are sold by piece and full boxes. All other special trims are sold by piece.  
Steps are produced only on request (minimum delivery terms of 20 days).

Les plinthes sont vendues la pièce et par boîte complete. Les autres pièces spéciales sont vendues la pièce.  
Le plat de marche sont produit sur demande (délai minimum de 20 jours).

Die Sockelleisten werden pro Stk. und Vollen Kartons verkauft.  
Stufen und Stufenecken werden nur auf Bestellung produziert (Lieferzeiten mindesten 20 arbeitstagen ab Auftragserteilung).

simbologia caratteristiche tecniche - symboles technical characteristics -  
 symboles des caracteristiques techniques - symbole technischen eigenschaften

**TUSCANIA**  
 ceramiche

	<b>CARATTERISTICHE TECNICHE                      TECHNICAL CHARACTERISTICS                      CARACTÉRISTIQUES TECHNIQUES                      TECHNISCHE MERKMALE</b>	<b>NORMA DI RIFERIMENTO                      REFERENCE STANDARD                      NORME DE REFERENCE                      PRÜFMETHODE</b>	<b>VALORE RICHIESTO                      REQUIRED VALUE                      VALEUR REQUISE                      SOLLWERT</b>	<b>VALORE MEDIO TUSCANIA                      AV. TUSCANIA VALUE                      VALEUR MOYENNE TUSCANIA                      MITTLERER TUSCANIA-WERT</b>	
	DIMENSIONI DIMENSIONS DIMENSIONS ABMESSUNGEN	ISO 10545-2	CONFORME COMPLIANT CONFORME KONFORM	CONFORME COMPLIANT CONFORME KONFORM	
	ASSORBIMENTO D'ACQUA WATER ABSORPTION ABSORPTION D'EAU WASSERAUFNAHME	ISO 10545-3	≤ 0,5 %	<0,4%	
	RESISTENZA A FLESSIONE MODULUS OF RUPTURE RESISTANCE A LA FLEXION BIEGEFESTIGKEIT	ISO 10545-4	MODULUS OF RUPTURE R ≥ 35 N/MM <sup>2</sup> BREAKING STRENGTH S ≥ 1300 N	R > 50 N/mm <sup>2</sup> S > 2500 N	
	DUREZZA SUPERFICIALE SCRATCH RESISTANCE DURETE SUPERFICIELLE KRATZFESTIGKEIT	ISO 10545-7	0 - V	IV	
	DILATAZIONE TERMICA LINEARE LINEAR THERMAL EXPANSION DILATATION THERMIQUE LINEAIRE LINEARE WÄRMEAUSSCHWELUNG	ISO 10545-8	≤ 9x10 <sup>-5</sup> °C <sup>-1</sup>	6x10 <sup>-5</sup> °C <sup>-1</sup>	
	RESISTENZA AGLI SBALZI TERMICI THERMAL SHOCK RESISTANCE RESISTANCE AUX ECARTS DE TEMPERATURE ITEMPERATURWECHSELBESTÄNDIGKEIT	ISO 10545-9	RESISTENTE RESISTANT RESISTANT BESTÄNDIG	RESISTENTE RESISTANT RESISTANT BESTÄNDIG	
	RESISTENZA AL GELO FROST RESISTANCE RESISTANCE AU GEL FROSTBESTÄNDIGKEIT	ISO 10545-12	RESISTENTE RESISTANT RESISTANT BESTÄNDIG	RESISTENTE RESISTANT RESISTANT BESTÄNDIG	
	RESISTENZA AGLI ACIDI ED ALLE BASI ACID AND ALKALI RESISTANCE RESISTANCE AUX ACIDES ET AUX BASES SÄURE- UND LAUGENBESTÄNDIGKEIT	ISO 10545-13	CLASS GB MIN.	LOW CONCENTRATION GLA HIGH CONCENTRATION GHA	
	RESISTENZA ALL'ATTACCO CHIMICO CHEMICAL RESISTANCE RESISTANCE À L'ATTAQUE CHEMIQUE CHEMISCHE BESTÄNDIGKEIT	ISO 10545-13	CLASS GB MIN.	GA	
	RESISTENZA ALLE MACCHIE STAIN RESISTANCE RESISTANCE AU TACHES FLECKENBESTÄNDIGKEIT	ISO 10545-14	CLASS 3 MIN.	5	
	COEFFICIENTE DI ATTRITO (SCIVOLOSITÀ) FRICTION COEFFICIENT (SLIPPERINESS) COEFFICIENT DE FRICTION (GLISSEMENT) REIBUNGSKOEFFIZIENT (RUTSCHIGKEIT)	BCR - ITALIA DM DEL 14-06-89	ASTM - USA ASTM C1028	DIN - GERMANIA DIN 51130	
		DRY RUBBER 0,62	WET RUBBER 0,51	DRY LEATHER 0,62	DRY NEOLYTHE 0,69
THE PRODUCTS HAVING AN ABSORPTION < 0,5% ARE CLASSIFIED ACCORDING THE UNI CEN STANDARDS "FULLY VITRIFIED TILES" AND ACCORDING TO THE ASTM STANDARDS "IMPERVIOUS TILES"					



Tuscania S.p.A.  
Via Giardini Sud, 4603 - 41028 Serramazzoni (Mo) - Italia  
Tel. +39 0536.952399 - Fax +39 0536.954716  
info@tuscaniagres.it - www.tuscaniagres.it

